

July 2016 Newsletter

[View this email in your browser](#)



New Mexico Orchid Guild Newsletter

July 2016

Our next regular meeting will be:

July 10, at 1:30 PM

Albuquerque Garden Center, 10120 Lomas Blvd NE (Just West of Eubank on the South Side of Lomas in Los Altos Park)

As usual, please bring something to share.

Members are encouraged to wear their membership badges

July program: Old-fashioned Ice Cream Social

Bring your favorite homemade ice cream or an ice cream topping. Utensils and bowls will be provided!

From the President's Desk:

Thanks to our panel of veteran growers (Jane Cole, Kelly McCracken, Daniel Perry, and Sean Houtman) for participating in the June meeting. We have received only positive comments and many would like to see us do more of this type of program. You can find each of their handouts on our website by clicking [HERE](#).

A special thanks to our resident scout and trailblazer, Steve Fischer, for organizing and leading the Father's Day hike in the Sandias. I understand that the *Calypso bulbosa* were slightly past peak but it is always a special treat to find our native orchids in situ.

The Board of Directors welcomes our newest member, Judith Richey, and thanks her for her service.

We hope you will join us on [July 10th](#) for our second annual old-fashioned ice cream social. Please bring your favorite homemade ice cream or toppings to share. Cookies would also be welcome! We will provide cones, bowls and spoons.

While this is purely a social gathering and no formal presentation is planned, we will have show and tell and the raffle. Did you miss out on plants from Chris Gubler at the May show? The June meeting will feature a nice selection of his plants for sale.

Dr. Martin Motes from Florida returns to speak at our [August 14th](#) meeting. I am not sure exactly what his topic will be, but you can be sure it will involve vandas. Dr. Motes is an internationally known speaker and hybridizer of quality vandas. Watch your email for preorder instructions. Shop and save the shipping on plants to be delivered at the meeting.

Keep cool.

Keith

NMOG Website: <http://www.nmorchidguild.org/>
American Orchid Society Website: <http://aos.org>

July Show and Tell Winners



Advanced Division--First Place
Judith Richey
Laelia purpurata var. *Carnea*



Advanced Division--Second Place
Jane Cole
Paphiopedilum lowii



Intermediate Division -- First Place
Susan Yamamoto
Cattleya Summer Spot 'Carmela'



Intermediate Division--Second Place
Kelly McCracken
Sarcophilus ceciliae



Novice Division-- First Place
Marge Meyer
Ascocentrum miniatum



Novice Division--Second Place
Richard Bennett
Paphiopedilum

Facebook Tips and Tricks

Visit our Facebook page at www.facebook.com/nmorchidguild
We post (almost) daily orchid images, growing information, pest protection advice, and member photos and questions

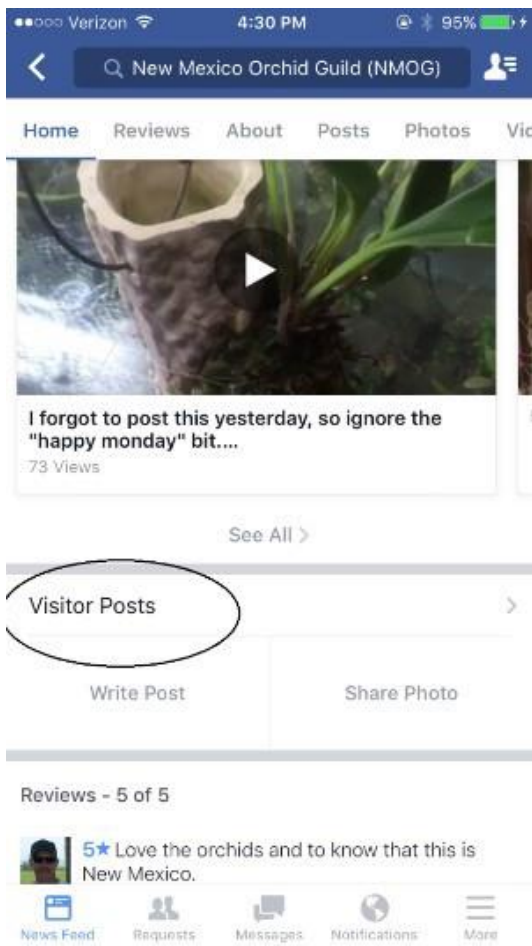
Read ahead for info on how to post to Facebook, how to "like" our page, and a few tricks to ensure you see our posts



Several folks have mentioned that they have had trouble figuring out where to post pictures on our Facebook wall. Read on to learn how to do this on a desktop and a mobile smartphone.

The above photo is a screenshot of our homepage as viewed on a desktop. After finding our homepage at www.facebook.com/nmorchidguild, you should see this screen.

To post an image or question, there should be a white box (circled in black here) that says "Write something on this page...". To share a photo, click the orange "Photo/Video" button directly above the text box. You can drag your image directly into this box, or click the plus sign to browse your files. Facebook will only allow visitors to share one image per post. This is a Facebook rule, and cannot be changed. You can always email me (Kelly) at Kelly@dunnassoc.net with your images, or you can post multiple times.

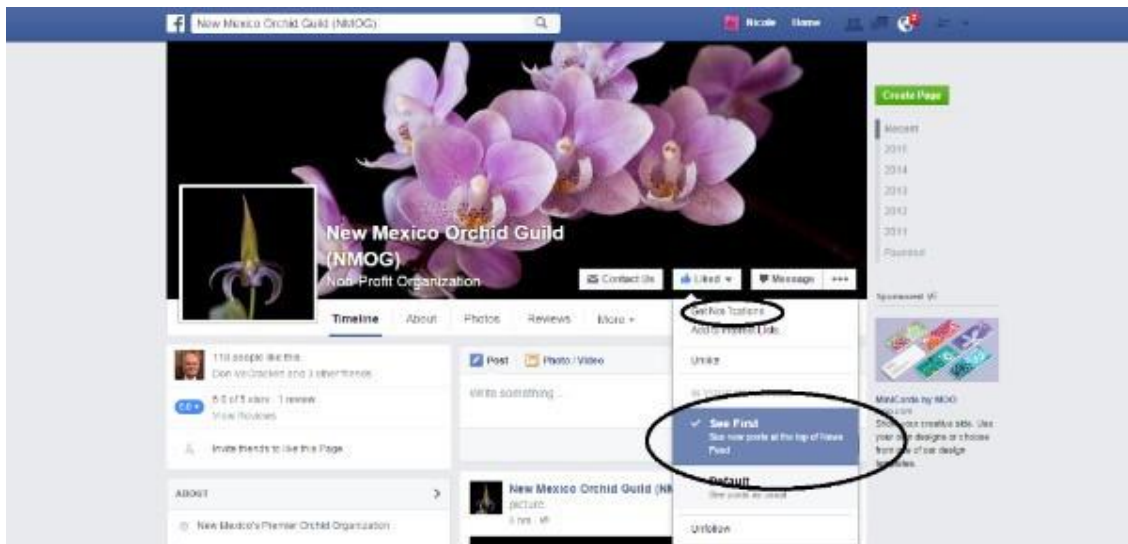


To share a photo from your mobile phone, you have two options. Visit our page at www.facebook.com/nmorchidguild

Your first option is to share directly on the homepage. Scroll down several pages to below the bar of Videos. You should see "Visitor Posts" (circled in the left image), right above "reviews". Click on Share Photo or Write Post to share something to our wall. After you compose your post, click "publish" and it will share to our wall.

Your second option is to click "posts" at the very top of the page. "Posts" is circled in the right image. After you click "posts" you should see a bar for Visitor posts. Go ahead and click here to compose your post.

Unfortunately, you can still only share one image per post.



Facebook tries to be smart about what it shows you, so it can sometimes hide posts from you that you might actually want to see. As a general rule, if you like/share more of our posts, the more of them Facebook will show you!

If you're having trouble seeing our posts, or would like to see more of them, there is a simple trick to ensure you see each one.


Just go to our page on your desktop computer, and drag your mouse over the button in the corner of the banner picture that says "following". If you don't see a button that says "following", just drag your mouse over the button that says "liked".

You should then see a drop-down menu that has an option to "See it first". By selecting this option, all of our posts will appear at the top of your newsfeed!

To do this on your mobile phone, visit our Facebook homepage and tap "following" right at the top of the page. You will see a banner on the bottom of your screen with three options, you should tap "See First" to have NMOG's posts appear at the top of your newsfeed.

If you REALLY love our posts, you can also select "get notifications" (only on a desktop). If you choose this option, you will get a notification every time we post something to the page.
Enjoy!

As always, feel free to email the Facebook admin, Kelly, at Kelly@dunnassoc.net if you're having trouble or have any questions



[unsubscribe from this list](#) [update subscription preferences](#)

